



Formative Assessments in an Exciting Interactive Classroom Learning Environment



- Assess instantly
- Build confidence
- Motivate students
- Spark participation
- Aligned to state standards

Elementary School Content: K-6

Subject Area	Number of Activities
ELL – Basal	50
ELL – Emergent	30
ELL – General	90
Total ELL	170
Health – Physical Well Being	53
Health – Social Development	55
Total Health	108
Primary Language Arts	30
Language Arts – Grammar	62
Language Arts – Writing	25
Language Arts – Reading & Vocabulary	114
Total Language Arts	231
Lifeskills	20
Mathematics – Coins, Money & Consumer Math	30
Mathematics – Decimals	44
Mathematics – Fractions	56
Mathematics – Geometry	145
Mathematics – Whole Numbers	14
Mathematics – Probability, Statistics & Data Interpretation	10
Mathematics – Geometry and Spatial Reasoning	56
Mathematics – Measurement	50
Mathematics – Patterns, Relationships & Algebra	30
Primary Mathematics	30
Total Mathematics	435
Science – General	74
Social Studies – Citizenship & Government	9
Social Studies – Geography & Culture	57
Social Studies – Economics	23
Social Studies – History	33
Total Social Studies	122
Total Activities	1,160

Middle School Content: 6-8

Subject Area	Number of Activities
ELL – Basal	50
ELL – Emergent	30
ELL – General	90
Total ELL	170
Language Arts – Communication	9
Language Arts – Grammar	81
Language Arts – Reading	139
Language Arts – Vocabulary	125
Language Arts – Writing	38
Total Language Arts	392
Lifeskills	28
Lifeskills – Character	40
Lifeskills – Money Management	33
Total Lifeskills	101
Mathematics – Algebra	43
Mathematics – Consumer Math	16
Mathematics – Geometry	12
Mathematics – Measurements	28
Mathematics – Number Sense & Operations	105
Mathematics – Patterns, Relationships, & Algebraic Thinking	38
Mathematics – Statistics, Data & Probabilities	18
Total Mathematics	260
Science – Life	65
Science – Earth	56
Science – Health & Physical Education	60
Science – Physics	67
Total Science	248
Social Studies – American Government & Economics	37
Social Studies – Geography	53
Social Studies – U.S. History	58
Social Studies – World History	53
Total Social Studies	201
Total Activities	1,372

High School Content: 9-12

Subject Area	Number of Activities
ELL – Basal	50
ELL – Emergent	30
ELL – General	90
Total ELL	170
Language Arts – Communication	8
Language Arts – Grammar	58
Language Arts – Writing	45
Language Arts – Vocabulary	213
Language Arts – Reading	179
Total Language Arts	503
Lifeskills	37
Lifeskills – Character	40
Lifeskills – Financial Literacy	121
Total Lifeskills	198
Mathematics – Algebra	36
Mathematics – Consumer Math	36
Mathematics – Geometry	16
Mathematics – Measurements	16
Mathematics – Number Sense & Operations	93
Mathematics – Patterns, Relationships, & Algebraic Thinking	51
Mathematics – Statistics, Data & Probabilities	12
Total Mathematics	292
Science – Biology	61
Science – Chemistry	92
Science – Earth	45
Science – Health & Physical Education	44
Science – Physics	42
Total Science	284
Social Studies – Economics	32
Social Studies – Geography	22
Social Studies – Government	38
Social Studies – U.S. History	41
Social Studies – World History	46
Total Social Studies	179
Total Activities	1,626

Curriculum and State Standards Alignment

The A+ Classroom SRS question bank contains over 30,000 discrete question items covering all core subject areas for grades K–12. Pre-packaged activities include ten questions on average, all aligned to state standards.

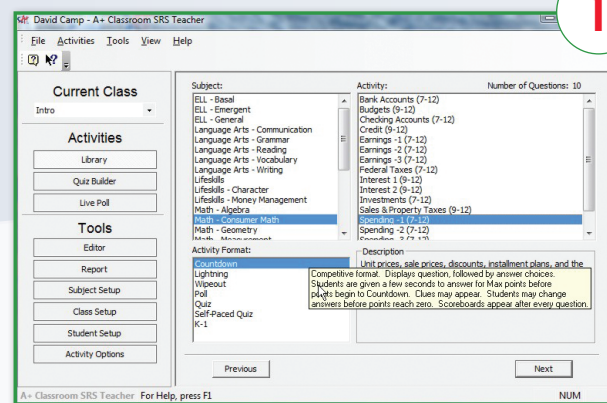
Detailed student profiles by demographic category are available, because A+ Classroom SRS allows teachers to require students to log-in with a unique ID and password.

The American Education Corporation
 7506 N. Broadway Extension
 Oklahoma City, OK 73116
 1.800.222.2811
 www.aplusclassroom.com

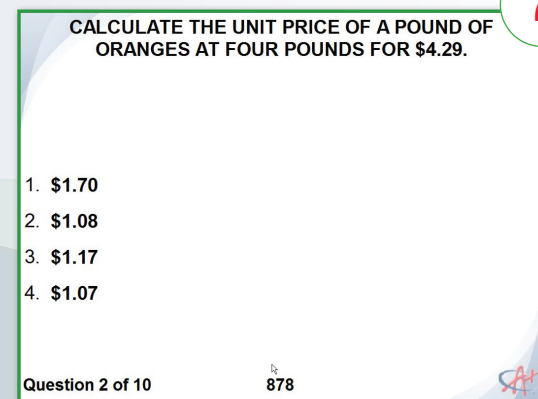
What is A+ Classroom Student Response Software™?

A+ Classroom Student Response Software™ (A+ Classroom SRS™) provides teachers with tools to improve student learning and make targeted decisions through the use of interactive academic competitions, challenging quizzes, and automated assessments — all in the classroom setting.

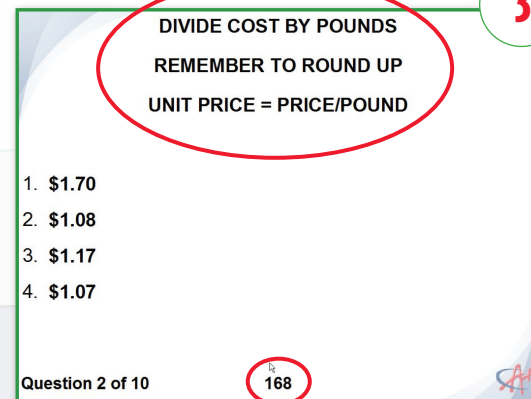
- Bank of over 30,000 questions aligned to all state standards and objectives to address your state's learning requirements.
- High-energy classroom activities motivate students to participate and focus their attention on specific learning objectives.
- Students compete for points in competition-style challenges or use a self-paced quiz format for informal formative assessments.
- Scaffolded learning design with clues and follow-up facts.



The teacher chooses a classroom activity.



Multiple choice questions are given.



As points decrease, clues appear.

Works on Many Popular Student Response Devices and All Networked Computers

Wireless or wired, A+ Classroom SRS is the most versatile interactive classroom technology available to schools today.

Unlike other classroom response systems, A+ Classroom SRS is compatible with networked Windows®, Mac®, Linux®, PocketPC®, PalmOS®, Renaissance Responder™, Pearson Engage,

iRespond Lite, Interwrite PRS RF, AlphaSmart NEO2™ devices, and LearnStar v24 StarPads and StarLites.

A+ Classroom SRS' versatile technology is designed for multi-user, multi-platform environments, addressing and adapting to your school's particular needs — today and in the future.

Detailed Student Reporting Allows for Data-Driven Analysis

A+ Classroom SRS helps students build skills, confidence, and knowledge.

During an activity, a scoreboard appears after each question to provide students immediate feedback and reward.

Correct Answer: 4 Question: 2 of 10

Name	Answer	Points	Total Points
Student 2	4	424	1318
Student 5	4	542	1306
Student 3	4	346	1201
Student 1	4	256	1189
Student 4	4	379	1182

To increase participation during an activity, the class can see the scores with optional aliases. Point values give teachers better insight into student understanding as opposed to a simple "right" or "wrong" scoring method.

This also allows instructors to instantly measure both classroom and individual responses.

Quizzes and competitions are recorded in the A+ Classroom SRS database for data-driven analysis after the activity.

Question Detail Analysis

55.56% Correct
CONGRUENT FIGURES HAVE THE:

- 1) SAME SHAPE
- 2) SAME SIZE
- 3) SAME NUMBER OF ANGLES
- 4) SAME SIZE AND SHAPE

MA(6).5, MAK-4.4.3, MA(4).5, MA(5).5

Name	ID	Answer	Status	Points	Answer History
Alvarez 109, Clair	656610	4	✓	530	4
Brown 130, Bill	667414	4	✓	431	4
Campbell 133, Jennifer	667510	4	✓	912	4
Brooks 128, Kim	667412		✗	0	
Brown 132, Jennifer	667419		✗	0	
Blankenship 121, Clair	658411	1	✗	-250	1
Anderson 111, Lisa	656712	3	✗	-250	3
Alvino 114, Lisa	657410	4	✓	271	4
Alkers 107, Jim	67749	4	✓	595	4
*Bennett 120, John	658312		N/A	N/A	Disconnected
*Adams 103, David	66669		N/A	N/A	Disconnected

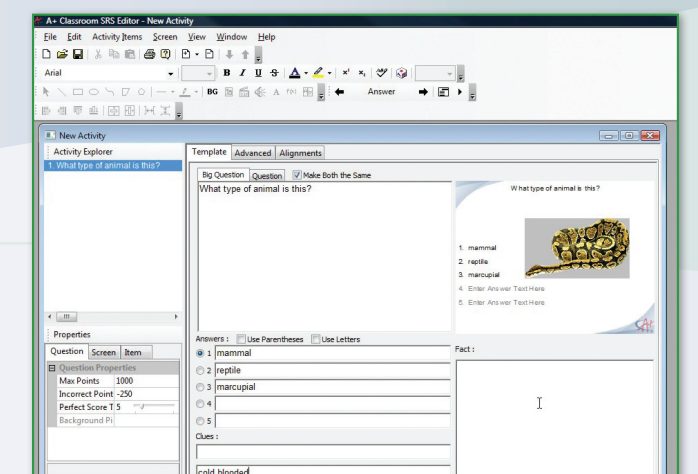
The teacher can see how each student performed on each question or benchmark including the question answer history. If a student changes an answer during the activity, teachers can see his or her thought process!

Create Your Own Custom Activities with Our Extensive Editing Capabilities

The A+ Classroom SRS Editor is powerful, yet easy to use for both novices and advanced users alike.

You can tailor any activity to your teaching style, or expand the included content to meet your unique classroom requirements.

When your content is complete, simply click through your embedded state standards to align your new question.



Easily create custom questions with the interactive authoring tools.